



Monnet Ispat & Energy Limited

Corporate Office : MONNET HOUSE, 11 Masjid Moth, Greater Kailash Part II, New Delhi-110 048 (INDIA)
Ph. : 011-2921 8542/43/44/45/46, Fax : 011-2921 8541
E-mail : monnet@monnetgroup.com

CIN No. : L02710CT1990PLC009826

E-mail/Online Upload Confirmation Copy

MIEL/CS/2018-19/MH/

April 11, 2018

DGM-Deptt. of Corporate Services
BSE Limited
Phiroze Jeejeebhoy Towers, Dalal Street,
MUMBAI-400001

Listing Department
National Stock Exchange of India
'Exchange Plaza', Bandra Kurla Complex,
MUMBAI-400051

Listing Department
Calcutta Stock Exchange Limited
7, Lyons Range,
Kolkata - 700001

BSE Scrip Code: 513446 / NSE Scrip Code: MONNETISPA

SUB: SHAREHOLDING PATTERN


Dear Sir,

With reference to Regulation 31(1)(b) of the SEBI (Listing Obligations and Disclosure Requirements) Regulations, 2015, please find enclosed herewith the shareholding pattern for the quarter ended 31st March, 2018 in respect of equity shares of the company.

You are requested to take the above information on record and disseminate the same to all concerned including Brokers, Members and Investors.

Thanking you,

Yours faithfully,
For MONNET ISPAT & ENERGY LIMITED



(HARDEEP SINGH)
COMPANY SECRETARY

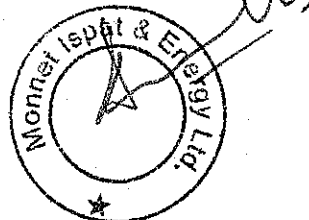
Regd. Office & Works : Monnet Marg, Mandir Hasaud, Raipur-492 101 (Chhattisgarh)
Ph. : 0771-2471 334 to 339, Fax : 0771-2471 250, E-mail : monnetraipur@monnetgroup.com

Website: www.monnetgroup.com



MONNET ISPAT & ENERGY LTD.
20001947 ISO 9001 : 2008

General information about company	
Scrip code	513446
NSE Symbol	MONNETISPA
MSEI Symbol	
ISIN	
Name of the company	MONNET ISPAT AND ENERGY LIMITED
Whether company is SME	No
Class of Security	Equity Shares
Type of report	Quarterly
Quarter Ended / Half year ended/Date of Report (For Prelisting / Allotment)	31-03-2018
Date of allotment / extinguishment (in case Capital Restructuring selected) / Listing Date	
Shareholding pattern filed under	Regulation 31 (1) (b)



Declaration					
Sr. No.	Particular	Yes/No	Promoter and Promoter Group	Public shareholder	Non Promoter-Non Public
1	Whether the Listed Entity has issued any partly paid up shares?	No	No	No	No
2	Whether the Listed Entity has issued any Convertible Securities ?	No	No	No	No
3	Whether the Listed Entity has issued any Warrants ?	No	No	No	No
4	Whether the Listed Entity has any shares against which depository receipts are issued?	No	No	No	No
5	Whether the Listed Entity has any shares in locked-in?	Yes	Yes	No	No
6	Whether any shares held by promoters are pledge or otherwise encumbered?	Yes	Yes		
7	Whether company has equity shares with differential voting rights?	No	No	No	No




Table I - Summary Statement holding of specified securities											
Category (I)	Category of shareholder (II)	Nos. Of shareholders (III)	No. of fully paid up equity shares held (IV)	No. Of Partly paid-up equity shares held (V)	No. Of shares underlying Depository Receipts (VI)	Total nos. shares held (VII) = (IV)+(V)+(VI)	Shareholding as a % of total no. of shares (calculated as per SCRR, 1957) (VIII) As a % of (A+B+C2)	Number of Voting Rights held in each class of securities (IX)			
								No of Voting (XIV) Rights			Total as a % of (A+B+C)
								Class eg: X	Class eg:y	Total	
(A)	Promoter & Promoter Group	16	50732841			50732841	25.27	50732841		50732841	25.27
(B)	Public	38442	150035401			150035401	74.73	150035401		150035401	74.73
(C)	Non Promoter-Non Public										
(C1)	Shares underlying DRs										
(C2)	Shares held by Employee Trusts										
	Total	38458	200768242			200768242	100	200768242		200768242	100




Table I - Summary Statement holding of specified securities

Category (I)	Category of shareholder (II)	No. Of Shares Underlying Outstanding convertible securities (X)	No. of Shares Underlying Outstanding Warrants (Xi)	No. Of Shares Underlying Outstanding convertible securities and No. Of Warrants (Xi) (a)	Shareholding , as a % assuming full conversion of convertible securities (as a percentage of diluted share capital) (XI)= (VII)+(X) As a % of (A+B+C2)	Number of Locked in shares (XII)		Number of Shares pledged or otherwise encumbered (XIII)		Number of equity shares held in dematerialized form (XIV)
						No. (a)	As a % of total Shares held (b)	No. (a)	As a % of total Shares held (b)	
(A)	Promoter & Promoter Group				25.27	18750000	36.96	5073284	10	50732841
(B)	Public				74.73					149716057
(C)	Non Promoter-Non Public									
(C1)	Shares underlying DRs									
(C2)	Shares held by Employee Trusts									
	Total				100	18750000	9.34	5073284	2.53	200448898


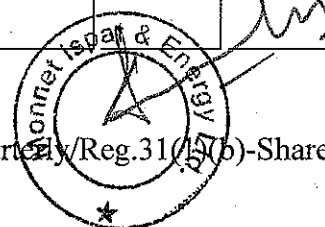


Table II - Statement showing shareholding pattern of the Promoter and Promoter Group											
Sr.	Category & Name of the Shareholders (I)	Nos. Of shareholders (III)	No. of fully paid up equity shares held (IV)	No. Of Partly paid-up equity shares held (V)	No. Of shares underlying Depository Receipts (VI)	Total nos. shares held (VII) = (IV)+(V)+(VI)	Shareholding as a % of total no. of shares (calculated as per SCRR, 1957) (VIII) As a % of (A+B+C2)	Number of Voting Rights held in each class of securities (IX)			Total as a % of Total Voting rights
								No of Voting (XIV) Rights			
								Class eg: X	Class eg:y	Total	
A	Table II- Statement showing shareholding pattern of the Promoter and Promoter Group										
(1)	Indian										
(a)	Individuals/Hindu undivided Family	8	6300616			6300616	3.14	6300616		6300616	3.14
(d)	Any Other (specify)	8	44432225			44432225	22.13	44432225		44432225	22.13
Sub-Total (A)(1)		16	50732841			50732841	25.27	50732841		50732841	25.27
(2)	Foreign										
Total Shareholding of Promoter and Promoter Group (A)= (A)(1)+(A)(2)		16	50732841			50732841	25.27	50732841		50732841	25.27
B	Table III - Statement showing shareholding pattern of the Public shareholder										
(1)	Institutions										
(a)	Mutual Funds	2	116319			116319	0.06	116319		116319	0.06
(e)	Foreign Portfolio Investors	3	4596336			4596336	2.29	4596336		4596336	2.29
(f)	Financial Institutions/ Banks	25	80610077			80610077	40.15	80610077		80610077	40.15
Sub-Total (B)(1)		30	85322732			85322732	42.5	85322732		85322732	42.5
(2)	Central Government/ State Government (s)/ President of India	1	96072			96072	0.05	96072		96072	0.05
Sub-Total (B)(2)		1	96072			96072	0.05	96072		96072	0.05
(3)	Non-institutions										
(a(i))	Individuals - i. Individual shareholders holding nominal share capital up to Rs. 2 lakhs.	36931	32910930			32910930	16.39	32910930		32910930	16.39
(a(ii))	Individuals - ii. Individual shareholders holding nominal share capital in excess of Rs. 2 lakhs.	272	13354063			13354063	6.65	13354063		13354063	6.65



(b)	NBFCs registered with RBI	2	5600			5600	0	5600		5600	0
(e)	Any Other (specify)	1206	18346004			18346004	9.14	18346004		18346004	9.14
Sub-Total (B)(3)		38411	64616597			64616597	32.18	64616597		64616597	32.18
Total Public Shareholding (B)=(B)(1)+(B)(2)+(B)(3)		38442	150035401			150035401	74.73	150035401		150035401	74.73
C	Table IV - Statement showing shareholding pattern of the Non Promoter- Non Public shareholder										
Total (A+B+C2)		38458	200768242			200768242	100	200768242		200768242	100
Total (A+B+C)		38458	200768242			200768242	100	200768242		200768242	100

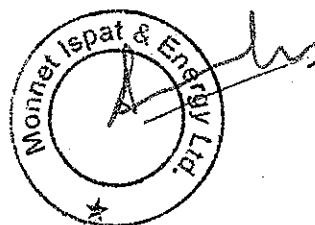




Table II - Statement showing shareholding pattern of the Promoter and Promoter Group									
Sr.	No. Of Shares Underlying Outstanding convertible securities (X)	No. of Shares Underlying Outstanding Warrants (Xi)	No. Of Shares Underlying Outstanding convertible securities and No. Of Warrants (Xi) (a)	Shareholding, as a % assuming full conversion of convertible securities (as a percentage of diluted share capital) (XI)= (VII)+(X) As a % of (A+B+C2)	Number of Locked in shares (XII)		Number of Shares pledged or otherwise encumbered (XIII)		Number of equity shares held in dematerialized form (XIV)
					No. (a)	As a % of total Shares held (b)	No. (a)	As a % of total Shares held (b)	
A	Table II - Statement showing shareholding pattern of the Promoter and Promoter Group								
(1)	Indian								
(a)				3.14	0	0	0	0	6300616
(d)				22.13	18750000	42.2	5073284	11.42	44432225
Sub-Total (A)(1)				25.27	18750000	36.96	5073284	10	50732841
(2)	Foreign								
Total Shareholding of Promoter and Promoter Group (A)= (A)(1)+(A)(2)				25.27	18750000	36.96	5073284	10	50732841
B	Table III - Statement showing shareholding pattern of the Public shareholder								
(1)	Institutions								
(a)				0.06					114819
(e)				2.29					4596336
(f)				40.15					80610077
Sub-Total (B)(1)				42.5					85321232
(2)				0.05					96072
Sub-Total (B)(2)				0.05					96072
(3)	Non-institutions								
(a(i))				16.39					32620475
(a(ii))				6.65					13354063
(b)				0					5600
(e)				9.14					18318615
Sub-Total (B)(3)				32.18					64298753
Total Public Shareholding (B)=(B)(1)+(B)(2)+(B)(3)				74.73					149716057
C	Table IV - Statement showing shareholding pattern of the Non Promoter- Non Public shareholder								


Total (A+B+C2)				100	18750000	9.34			200448898
Total (A+B+C)				100	18750000	9.34	5073284	2.53	200448898




Individuals/Hindu undivided Family							
Serial No.	1	2	3	4	5	6	7
Name of the Shareholders (I)	MAHENDRA KUMAR JAJODIA (HUF)	SANDEEP JAJODIA (HUF)	MAHENDRA KUMAR JAJODIA	SANDEEP JAJODIA	SUDHA JAJODIA	SABINA RUNGTA	NIKITA JAJODIA
PAN (II)	AACHM8579G	AAPHS0992G	ACQPJ6354G	AEOPJ5519B	AELPJ4511N	ADAPR8973J	AHLPJ7715M
No. of fully paid up equity shares held (IV)	250000	4448	947490	1110289	1243150	5000	46880
No. Of Partly paid-up equity shares held (V)							
No. Of shares underlying Depository Receipts (VI)							
Total nos. shares held (VII) = (IV) + (V) + (VI)	250000	4448	947490	1110289	1243150	5000	46880
Shareholding as a % of total no. of shares (calculated as per SCRR, 1957) (VIII) As a % of (A+B+C2)	0.12	0	0.47	0.55	0.62	0	0.02
Number of Voting Rights held in each class of securities (IX)							
Class eg: X	250000	4448	947490	1110289	1243150	5000	46880
Class eg: y							
Total	250000	4448	947490	1110289	1243150	5000	46880
Total as a % of Total Voting rights	0.12	0	0.47	0.55	0.62	0	0.02
No. Of Shares Underlying Outstanding convertible securities (X)							
No. of Shares Underlying Outstanding Warrants (Xi)							
No. Of Shares Underlying Outstanding convertible securities and No. Of Warrants (Xi) (a)							
Shareholding , as a % assuming full conversion of convertible securities (as a percentage of diluted share capital) (XI)= (VII)+(Xi)(a) As a % of (A+B+C2)	0.12	0	0.47	0.55	0.62	0	0.02




Number of Locked in shares (XII)							
No. (a)	0	0	0	0	0	0	0
As a % of total Shares held (b)	0	0	0	0	0	0	0
Number of Shares pledged or otherwise encumbered (XIII)							
No. (a)	0	0	0	0	0	0	0
As a % of total Shares held (b)	0	0	0	0	0	0	0
Number of equity shares held in dematerialized form (XIV)	250000	4448	947490	1110289	1243150	5000	46880
Reason for not providing PAN							
Reason for not providing PAN							
Shareholder type	Promoter	Promoter	Promoter	Promoter	Promoter	Promoter	Promoter




Individuals/Hindu undivided Family		
Serial No.	8	
Name of the Shareholders (I)	NIKUNJ JAJODIA	Click here to go back
PAN (II)	AHLPJ7716J	Total
No. of fully paid up equity shares held (IV)	2693359	6300616
No. Of Partly paid-up equity shares held (V)		
No. Of shares underlying Depository Receipts (VI)		
Total nos. shares held (VII) = (IV)+ (V)+ (VI)	2693359	6300616
Shareholding as a % of total no. of shares (calculated as per SCRR, 1957) (VIII) As a % of (A+B+C2)	1.34	3.14
Number of Voting Rights held in each class of securities (IX)		
Class eg: X	2693359	6300616
Class eg: y		
Total	2693359	6300616
Total as a % of Total Voting rights	1.34	3.14
No. Of Shares Underlying Outstanding convertible securities (X)		
No. of Shares Underlying Outstanding Warrants (Xi)		
No. Of Shares Underlying Outstanding convertible securities and No. Of Warrants (Xi) (a)		
Shareholding , as a % assuming full conversion of convertible securities (as a percentage of diluted share capital) (XI)= (VII) +(Xi)(a) As a % of (A+B+C2)	1.34	3.14
Number of Locked in shares (XII)		
No. (a)	0	0



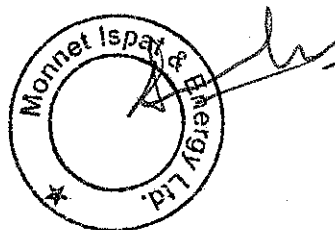
As a % of total Shares held (b)	0	0
Number of Shares pledged or otherwise encumbered (XIII)		
No. (a)	0	0
As a % of total Shares held (b)	0	0
Number of equity shares held in dematerialized form (XIV)	2693359	6300616
Reason for not providing PAN		
Reason for not providing PAN		
Shareholder type	Promoter	




Any Other (specify)							
Serial No.	1	2	3	4	5	6	7
Category	Bodies Corporate	Bodies Corporate	Bodies Corporate	Bodies Corporate	Bodies Corporate	Bodies Corporate	Bodies Corporate
Name of the Shareholders (I)	APEKSHA SECURITIES LIMITED	HARSHWARDHAN LEASING LIMITED	MONNET INTERNATIONAL LIMITED	MONNET PROPERTIES PRIVATE LIMITED	UMRA SECURITIES LIMITED	PARAS TRADERS PRIVATE LIMITED	UDHYAM MERCHANDISE PRIVATE LIMITED
PAN (II)	AAACA9549H	AAACH0607D	AAACM0389B	AAACM1647E	AAACU3267E	AAACP6056G	AAACU3045L
No. of the Shareholders (I)	1	1	1	1	1	1	1
No. of fully paid up equity shares held (IV)	160000	332	381096	4640	18750000	12432	25123675
No. Of Partly paid-up equity shares held (V)							
No. Of shares underlying Depository Receipts (VI)							
Total nos. shares held (VII) = (IV)+ (V)+ (VI)	160000	332	381096	4640	18750000	12432	25123675
Shareholding as a % of total no. of shares (calculated as per SCRR, 1957) (VIII) As a % of (A+B+C2)	0.08	0	0.19	0	9.34	0.01	12.51
Number of Voting Rights held in each class of securities (IX)							
Class eg: X	160000	332	381096	4640	18750000	12432	25123675
Class eg: y							
Total	160000	332	381096	4640	18750000	12432	25123675
Total as a % of Total Voting rights	0.08	0	0.19	0	9.34	0.01	12.51
No. Of Shares Underlying Outstanding convertible securities (X)							
No. of Shares Underlying Outstanding Warrants (Xi)							
No. Of Shares Underlying Outstanding convertible securities and No. Of Warrants (Xi)							




(a)							
Shareholding, as a % assuming full conversion of convertible securities (as a percentage of diluted share capital) (XI)= (VII)+(X) As a % of (A+B+C2)	0.08	0	0.19	0	9.34	0.01	12.51
Number of Locked in shares (XII)							
No. (a)	0	0	0	0	18750000	0	0
As a % of total Shares held (b)	0	0	0	0	100	0	0
Number of Shares pledged or otherwise encumbered (XIII)							
No. (a)	0	0	73284	0	0	0	5000000
As a % of total Shares held (b)	0	0	19.23	0	0	0	19.9
Number of equity shares held in dematerialized form (XIV)	160000	332	381096	4640	18750000	12432	25123675
Reason for not providing PAN							
Reason for not providing PAN							
Shareholder type	Promoter	Promoter	Promoter	Promoter	Promoter	Promoter	Promoter



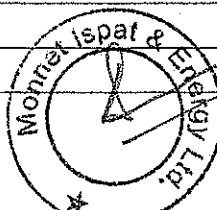
Any Other (specify)		
Serial No.	8	
Category	Bodies Corporate	Click here to go back
Name of the Shareholders (I)	MONNET INDUSTRIES LIMITED	
PAN (II)	AAACM0437E	Total
No. of the Shareholders (I)	1	8
No. of fully paid up equity shares held (IV)	50	44432225
No. Of Partly paid-up equity shares held (V)		
No. Of shares underlying Depository Receipts (VI)		
Total nos. shares held (VII) = (IV)+ (V)+ (VI)	50	44432225
Shareholding as a % of total no. of shares (calculated as per SCRR, 1957) (VIII) As a % of (A+B+C2)	0	22.13
Number of Voting Rights held in each class of securities (IX)		
Class eg: X	50	44432225
Class eg: y		
Total	50	44432225
Total as a % of Total Voting rights	0	22.13
No. Of Shares Underlying Outstanding convertible securities (X)		
No. of Shares Underlying Outstanding Warrants (Xi)		
No. Of Shares Underlying Outstanding convertible securities and No. Of Warrants (Xi) (a)		
Shareholding , as a % assuming full conversion of convertible securities (as a percentage of diluted share capital) (XI)= (VII) + (X) As a % of (A+B+C2)	0	22.13





Number of Locked in shares (XII)		
No. (a)	0	18750000
As a % of total Shares held (b)	0	42.2
Number of Shares pledged or otherwise encumbered (XIII)		
No. (a)	0	5073284
As a % of total Shares held (b)	0	11.42
Number of equity shares held in dematerialized form (XIV)	50	44432225
Reason for not providing PAN		
Reason for not providing PAN		
Shareholder type	Promoter	




Foreign Portfolio Investors		
Serial No.	1	
Name of the Shareholders (I)	BLACKSTONE GPV CAPITAL PARTNERS MAURITIUS V-ALTD	Click here to go back
PAN (II)	AACCB9140P	Total
No. of fully paid up equity shares held (IV)	4567647	4567647
No. Of Partly paid-up equity shares held (V)		
No. Of shares underlying Depository Receipts (VI)		
Total nos. shares held (VII) = (IV)+ (V)+ (VI)	4567647	4567647
Shareholding as a % of total no. of shares (calculated as per SCRR, 1957) (VIII) As a % of (A+B+C2)	2.28	2.28
Number of Voting Rights held in each class of securities (IX)		
Class eg: X	4567647	4567647
Class eg: y		
Total	4567647	4567647
Total as a % of Total Voting rights	2.28	2.28
No. Of Shares Underlying Outstanding convertible securities (X)		
No. of Shares Underlying Outstanding Warrants (Xi)		
No. Of Shares Underlying Outstanding convertible securities and No. Of Warrants (Xi) (a)		
Shareholding , as a % assuming full conversion of convertible securities (as a percentage of diluted share capital) (XI)= (VII) +(X) As a % of (A+B+C2)	2.28	2.28
Number of Locked in shares (XII)		
No. (a)		




As a % of total Shares held (b)		
Number of equity shares held in dematerialized form (XIV)	4567647	4567647
Reason for not providing PAN		
Reason for not providing PAN		



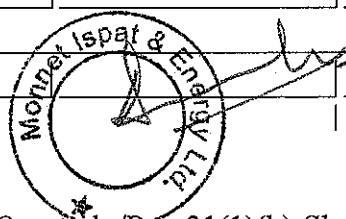
Financial Institutions/ Banks							
Serial No.	1	2	3	4	5	6	7
Name of the Shareholders (I)	DENA BANK	INDIAN OVERSEAS BANK	UNITED BANK OF INDIA	BANK OF MAHARASHTRA	UNION BANK OF INDIA	ORIENTAL BANK OF COMMERCE	INDIAN BANK
PAN (II)	AAACD4249B	AAACI1223J	AAACU5624P	AACCB0774B	AAACU0564G	AAACO0191M	AAACI1607G
No. of fully paid up equity shares held (IV)	4035087	5087719	3628654	2725146	4345029	4511695	3020467
No. Of Partly paid-up equity shares held (V)							
No. Of shares underlying Depository Receipts (VI)							
Total nos. shares held (VII) = (IV)+ (V)+ (VI)	4035087	5087719	3628654	2725146	4345029	4511695	3020467
Shareholding as a % of total no. of shares (calculated as per SCRR, 1957) (VIII) As a % of (A+B+C2)	2.01	2.53	1.81	1.36	2.16	2.25	1.5
Number of Voting Rights held in each class of securities (IX)							
Class eg: X	4035087	5087719	3628654	2725146	4345029	4511695	3020467
Class eg:y							
Total	4035087	5087719	3628654	2725146	4345029	4511695	3020467
Total as a % of Total Voting rights	2.01	2.53	1.81	1.36	2.16	2.25	1.5
No. Of Shares Underlying Outstanding convertible securities (X)							
No. of Shares Underlying Outstanding Warrants (Xi)							
No. Of Shares Underlying Outstanding convertible securities and No. Of Warrants (Xi) (a)							
Shareholding, as a % assuming full conversion of convertible securities (as a percentage of	2.01	2.53	1.81	1.36	2.16	2.25	1.5





diluted share capital) (XI)= (VII)+(X) As a % of (A+B+C2)							
Number of Locked in shares (XII)							
No. (a)							
As a % of total Shares held (b)							
Number of equity shares held in dematerialized form (XIV)	4035087	5087719	3628654	2725146	4345029	4511695	3020467
Reason for not providing PAN							
Reason for not providing PAN							




Financial Institutions/ Banks				
Serial No.	8	9	10	
Name of the Shareholders (I)	PUNJAB NATIONAL BANK	UCO BANK	STATE BANK OF INDIA	Click here to go back
PAN (II)	AAACP0165G	AAACU3561B	AAACS8577K	Total
No. of fully paid up equity shares held (IV)	5222222	4500000	32485379	69561398
No. Of Partly paid-up equity shares held (V)				
No. Of shares underlying Depository Receipts (VI)				
Total nos. shares held (VII) = (IV)+ (V)+ (VI)	5222222	4500000	32485379	69561398
Shareholding as a % of total no. of shares (calculated as per SCRR, 1957) (VIII) As a % of (A+B+C2)	2.6	2.24	16.18	34.65
Number of Voting Rights held in each class of securities (IX)				
Class eg. X	5222222	4500000	32485379	69561398
Class eg.y				
Total	5222222	4500000	32485379	69561398
Total as a % of Total Voting rights	2.6	2.24	16.18	34.65
No. Of Shares Underlying Outstanding convertible securities (X)				
No. of Shares Underlying Outstanding Warrants (Xi)				
No. Of Shares Underlying Outstanding convertible securities and No. Of Warrants (Xi) (a)				
Shareholding , as a % assuming full conversion of convertible securities (as a percentage of diluted share capital) (XI)= (VII) +(X) As a % of. (A+B+C2)	2.6	2.24	16.18	34.65
Number of Locked in shares (XII)				
No. (a)				




As a % of total Shares held (b)				
Number of equity shares held in dematerialized form (XIV)	5222222	4500000	32485379	69561398
Reason for not providing PAN				
Reason for not providing PAN				



Any Other (specify)						
Serial No.	1	2	3	4	5	
Category	Societies	Bodies Corporate	Overseas Corporate Bodies	Trusts	Non-Resident Indian (NRI)	
Category / More than 1 percentage	Category	Category	Category	Category	Category	
Name of the Shareholders (I)						Click here to go back
PAN (II)						Total
No. of the Shareholders (I)	1	781	1	1	422	1206
No. of fully paid up equity shares held (IV)	300	16837857	16000	5000	1486847	18346004
No. Of Partly paid-up equity shares held (V)						
No. Of shares underlying Depository Receipts (VI)						
Total nos. shares held (VII) = (IV)+ (V)+ (VI)	300	16837857	16000	5000	1486847	18346004
Shareholding as a % of total no. of shares (calculated as per SCRR, 1957) (VIII) As a % of (A+B+C2)	0	8.39	0.01	0	0.74	9.14
Number of Voting Rights held in each class of securities (IX)						
Class eg: X	300	16837857	16000	5000	1486847	18346004
Class eg: y						
Total	300	16837857	16000	5000	1486847	18346004
Total as a % of Total Voting rights	0	8.39	0.01	0	0.74	9.14
No. Of Shares Underlying Outstanding convertible securities (X)						
No. of Shares Underlying Outstanding Warrants (Xi)						
No. Of Shares Underlying Outstanding convertible securities and No. Of Warrants (Xi) (a)						
Shareholding , as a % assuming full conversion of convertible securities (as a percentage of	0	8.39	0.01	0	0.74	9.14



diluted share capital) (XI)= (VII) + (X) As a % of (A+B+C2)						
Number of Locked in shares (XII)						
No. (a)						
As a % of total Shares held (b)						
Number of equity shares held in dematerialized form (XIV)	300	16834164	0	5000	1479151	18318615
Reason for not providing PAN						
Reason for not providing PAN						



Serial No.	Name of Shareholder	Name of the PAC	Number of shares	Percentage of shareholding by PAC
1	BLACKSTONE GPV CAPITAL PARTNERS MAURITIUS V-ALTD	BLACKSTONE FP CAPITAL PARTNERS (MAURITIUS) V FII LTD	4567647	2.28

